

ALL SAINTS'

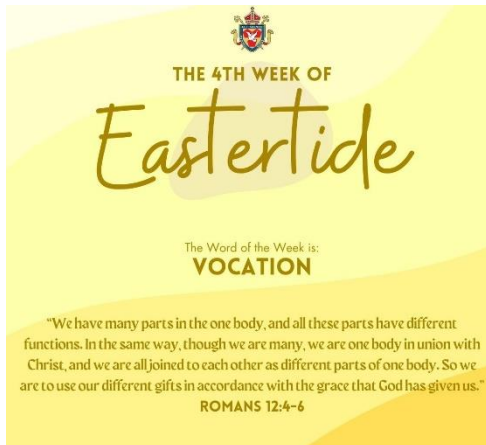
CATHOLIC VOLUNTARY ACADEMY

Parent Bulletin – w/b 22/04/24

Thought for the Week:

As we enter the fourth week of Easter, the word of the week is 'vocation'. On Sunday, it was Good Shepherd Sunday, which is also Vocations Sunday. It is a time for us to take stock and listen to God's unique call in our lives. Finding our vocation can take time and discernment but our vocation is a reminder that we all have a special purpose in this world, and we are all called to do something significant with our lives. Spend some time talking to people about what you feel called to do with your life this week. Encourage your young people to do the same and remind them that our vocation is more about who we are than what we are.

Pope Francis also shared a special message that was read or referred to in all churches Sunday, if you'd like to read and reflect on this, this week: <https://www.vatican.va/content/francesco/en/messages/vocations/documents/20240421-messaggio-61-gm-vocazioni.html>



Reminders/information:

All Saints' Way – This week's All Saints' Way theme continues to be Never Give Up! The Year Progress Leaders have been doing standards assemblies with all year groups and the message given to the students is to never give up striving to be the best person they can be.



Extra-curricular - The History Department have released their competitions for half term 5. Please see the poster below for details of the 'Matchbox Competition'. We look forward to seeing all of the great entries.

KS3 History Competition – half term 5.



In a matchbox make a miniature model of a historical event or item! You do not need to have studied this event.

The poster shows images of examples linked to World War One.

Work independently. The deadline of this competition will be Friday 24th of May!

There will be prizes for the best entries! Good luck! If you have any questions please speak to your history teacher, or Miss Varney in X18!



Football Success

The Year 7 football team are very proudly in the Mansfield Town Schools Cup final on Wednesday (24th April). The game is at Mansfield's One Call Stadium and kick off is at 7:15pm. It would be brilliant to see people there to cheer them on. As you can imagine, they are all ecstatic about the event and would greatly appreciate the support. If you would like to attend, tickets are £2 cash on the door. Access is made into the stadium via the Sandy Pate Sports Bar in the Ian Greeves Stand. We look forward to seeing you there!

Reminders

Please could we ask that students come to school with their own water bottle, which can be refilled from the drinking water stations around school. Lots of students are coming out of lessons asking reception for water, but we do not have bottles or cups to provide students. Water is also available to purchase from the canteen.

Rewards

Congratulations to all the students who received their bronze, silver, gold and platinum conduct certificates last week. More are being given out daily over the next few weeks so really well done to those students working hard and showing the All Saints' Way on a daily basis. We are proud of you all.

Safeguarding

Cyber-flashing is when someone sends an explicit picture, uninvited, to your phone by Wi-Fi or Bluetooth. It's most likely to happen on public transport or in crowded places. Read the attached parent factsheet at the end of this bulletin to get more information on how to keep your child safe, and what to do if it happens to them.

Personal Development:

Mental health and Wellbeing: Message from Kooth - in April we're running KoothTalks training webinars specifically to **help education staff and parents support young people sitting exams**. Here are the booking links to share with parents. Please let parents know about this free session, especially if they are worried about their child's anxiety:

[Mon 22 Apr. 1-2pm](#)

[Thu 25 Apr. 6-7pm](#)

'Your child's whole self': Our 2nd session of our after-school parent sessions is next Tuesday 23rd April, 5.30-6.30pm in school. **Details:** Strategies to support Student's Mental Health and Wellbeing. A practical element for breathing and mindfulness techniques will be incorporated – participation will be optional. If you would like to attend please email: flint.h@allsaints.notts.sch.uk

Mental Health and Wellbeing reminder: Please remember that the link on our website is: [Mental Health & Wellbeing - All Saints' Catholic Voluntary Academy - Mansfield](#). In addition, if you have any questions or specific concerns regarding your child's wellbeing then please email the address: wellbeing@allsaints.notts.sch.uk

Careers:

Careers in Construction

On Wednesday 17th April 10 x year 10 students attended an event organised by Action for Construction.


The students heard from many employees, including information on project management, risk assessments, quantity surveying, diamond cutting and door hanging. The day was full of information, lots of questions were being answered and the students also got to complete some practical activities. Our

students were a credit to the school and have come away with a basic understanding and elementary insight into some of the most interesting trades within the construction industry. For more information please visit: www.actionforconstruction.org



Careers reminder: Please remember you can also visit our school website: [Careers - All Saints' Catholic Voluntary Academy - Mansfield.](#)

Extra-Curricular activities this half-term:

 ALL SAINTS' CATHOLIC VOLUNTARY ACADEMY Extra Curricular Activities - All Year Groups - Term 3			
Day	Break/Tutor time	Lunch 12:55 – 1:30pm	After School/Community Clubs 3:35 – 4:30pm
Monday		Computer coding club, M11, MWN	
Tuesday		Geography Club (X14/15)	Homework Club (JPC, 3.35-4.30pm) Tennis, Y7 and Y8 – Sports Leaders Football, Y7-9 (all genders), STAGS and PE department Tennis Club (AKT on the tennis court)
Wednesday		Year 7 Science Club, AGT, S4 KS3 Book Club, M22, HDN	Tennis, all years - PE department Team games e.g. dodge ball, Y9-11 – PE department Football, Y9 girls only – PE department
Thursday			Team games e.g. dodgeball– Y7 and 8 - PE department Drama club, all years, in PA2 – Mrs Novell Homework Club (JPC, 3.35-4.30pm) STEM club, X9 3.35-4.30pm, LPR
Friday		Year 10 Basketball (RGN)	

Free School Meals - Derbyshire County Council administers the applications for **Free School Meals** for students studying at All Saints' Catholic Voluntary Academy. Please use the link below to apply.

<https://www.derbyshire.gov.uk/education/schools/your-child-at-school/meals/school-meals/free-school-meals.aspx> If your child is in receipt of **Free School Meals**, you may be able to receive support with payments for school trips and uniform. If you are unsure whether you are entitled to claim, please complete the eligibility form on the website to check.

If you experience any difficulties please let us know and we will ask Derbyshire County Council to assist.

Parent and Carer Planner 2023-2024

Monday 15 th April until 26 th April	Year 11 MFL Speaking Exams (Actual)
Monday 22 nd April	Year 10 Exams Week
Monday 6 th May - Bank Holiday	
Thursday 9 th May	GCSE Exams Begin
Friday 10 th May	Year 11 Drama Exam
Monday 13 th May (All Week)	Year 9 Exams Week
Monday 20 th May	Year 10 Progress Evening for Parents. Online
Week beginning 20 th May	Year 10 Exam Results and Report
Friday 24 th May	Year 13 Leavers' Mass
Students break up on Friday 24 th May and return to school on Monday 3rd June.	
Week beginning 17 th June	Year 9 Exam Results and Report
Wednesday 19 th June	Year 9 Progress Evening for Parents. Online
Friday 21 st June	Year 13 Prom
Monday 24 th June (All Week)	Year 12 Exams
Thursday 27 th June	6 th Form Information Evening for Year 10. In Person
Friday 28 th June	Provisional end date for Year 11 and 13 External Exams.
Monday 1 st July	Provisional Sports Day
Friday 5 th July	Year 11 Prom
Week beginning Monday 8 th July	Year 7 to 10 Data
Tuesday 16 th July	Year 12 Exam Results
Friday 26 th July	Students break up for the Summer.
Thursday 15 th August	A LEVEL RESULTS DAY (8am – 10.30am)
Thursday 22 nd August	GCSE RESULTS DAY (9am – 10.30am)

The following pages contain resources from various depts. given to students and included in this bulletin so that you can help support your child with their revision.

Year 11 revision materials for History to enable you to support your child

QR Codes:

Medicine through time, 1250-present.



BBC Teach – there are a range of videos covering Medicine 1250-present.



Mr Cloke History covers our spec for Medicine through time, and has useful videos including the British Western Front.

Early Elizabethan England, 1558-1588.



Exam walkthrough



The History Teacher - playlist



GCSE History Online

Weimar and Nazi Germany, 1918-1939.



Worcesterjonny covers a range of Germany videos also has medicine and Elizabeth playlists.

Superpower relations and the Cold War, 1941-91.



The History Teacher on YouTube covers a range of Superpower relations and Cold War videos – follow the playlists.



Pete Jackson on YouTube covers a range of Superpower relations and Cold War videos – follow the playlists for Medicine through time and Weimar and Nazi Germany videos too.

Y11 GCSE Check List – Early Elizabethan England 1558-88

Key Topic Area 1: Queen, government and religion 1558-69						
Key Event	Red	Amber	Green	Revision Materials made	Exam Question planned or answered	Checked
Society and government 1558						
Problems with legitimacy						
Problems with her gender						
Problems with marriage						
Her character and strengths						
Religious divisions						
The features of the Elizabethan Religious Settlement 1559						
The impact of the Religious Settlement						
The role of the Church of England						
The Puritan challenge						
The Catholic challenge						
Mary, Queen of Scots arrival						
Relations between Elizabeth and Mary 1568-69						
Key Topic Area 2: Challenges to Elizabeth at home and abroad 1569-88						
The Revolt of the Northern Earls						

The Ridolfi Plot						
The Throckmorton Plot						
The Babington Plot						
Walsingham's use of spies						
Political and religious rivalry with Spain						
Commercial rivalry with Spain						
The Netherlands: English and Spanish involvement						
The Spanish Armada – causes, events and consequences						

Key Topic Area 3: Elizabethan society and the age of exploration 1558-88

Education						
Leisure time						
Why did poverty increase						
Policies towards the poor						
Reasons why exploration increased						
Drakes circumnavigation of the globe						
Raleigh and Virginia						
Why did colonisation in Virginia fail?						

Y11 GCSE Check List - Medicine in Britain, 1250-present

Key Topic Area 1: 1250-1500 Medicine in Medieval England						
Key Event	Red	Amber	Green	Revision Materials made	Exam Question planned or answered	Checked
Supernatural and religious causes of disease						
The Theory of the Four Humours						
The Miasma Theory						
Hippocrates and Galen						
Prevention and treatment: Religious methods Bloodletting and purging Purifying air Remedies						
Hospital care						
Physicians role						
Apothecaries role						
Barber surgeons						
The Black Death: Treatment Preventions						
Key Topic Area 2: 1500-1700 The Medical Renaissance in England						
Continuation of Hippocrates and Galen						

Thomas Sydenham						
Royal Society spreading ideas						
Hospitals						
Vesalius						
William Harvey						
Great Plague						
Key Topic Area 3: Medicine in Eighteenth and Nineteenth century Britain						
Pasteur's Germ Theory						
Robert Koch: microbes						
Florence Nightingale						
James Simpson: chloroform						
Joseph Lister: carbolic spray						
Public Health Act 1875						
Edward Jenner: vaccinations						
John Snow: cholera						
Key Topic Area 4: 1900- present Medicine in modern Britain						
Genetic & lifestyle factors						
Improvements to diagnosis e.g. scans, blood tests						
Fleming, Florey & Chain: penicillin						
NHS						

Magic bullets & antibiotics						
Mass vaccination						
Government campaigns: lung cancer						
Crick & Watson: DNA						
Improving access to healthcare						

Key Topic Area 4: 1914-1918, British Sector of the Western Front

Medical context of World War One						
Terrain of the Western Front						
Trenches						
Illness in the trenches						
Weapons and injuries on the Western Front						
Gas attacks						
Chain of evacuation						
Underground hospital at Arras						
Experiments and new medical techniques on the Western Front						
Impact of the Western Front on medicine and surgery						

Y11 GCSE Check List – Superpower relations and the Cold War, 1941-91

Key Topic Area 1: The origins of the Cold War, 1941–58						
Key Event	Red	Amber	Green	Revision Materials made	Exam Question planned or answered	Checked
The Grand Alliance. The outcomes of the Tehran, Yalta and Potsdam conferences.						
The ideological differences between the superpowers and the attitudes of Stalin, Truman and Churchill.						
The impact on US-Soviet relations of the development of the atomic bomb, the Long and Novikov telegrams and the creation of Soviet satellite states in Eastern Europe.						
The impact on US-Soviet relations of the Truman Doctrine and the Marshall Plan, 1947.						
The significance of Cominform (1947), Comecon (1949) and the formation of NATO (1949).						
Berlin: its division into zones. The Berlin Crisis (blockade and airlift) and its impact. The formation of the Federal Republic of Germany and German Democratic Republic.						
The significance of the arms race and the formation of the Warsaw Pact.						

Events in 1956 leading to the Hungarian Uprising, and Khrushchev's response.						
The international reaction to the Soviet invasion of Hungary.						
Key Topic Area 2: Cold War crises, 1958–70						
The refugee problem in Berlin, Khrushchev's Berlin ultimatum (1958), and the summit meetings of 1959–61.						
The construction of the Berlin Wall, 1961.						
Impact of the construction of the Berlin Wall on US-Soviet relations. Kennedy's visit to Berlin in 1963.						
Soviet relations with Cuba, the Cuban Revolution and the refusal of the USA to recognise Castro's government. The significance of the Bay of Pigs incident.						
The events of the Cuban Missile Crisis.						
The consequences of the Cuban Missile Crisis: the 'hotline', the Limited Test Ban Treaty 1963; the Outer Space Treaty 1967; and the Nuclear Non-Proliferation Treaty 1968.						
Opposition in Czechoslovakia to Soviet control: the Prague Spring.						
The Brezhnev Doctrine and the re-establishment of Soviet control in Czechoslovakia.						

International reaction to Soviet measures in Czechoslovakia						
Key Topic Area 3: The end of the Cold War, 1970–91						
Détente in the 1970s, SALT 1, Helsinki, and SALT 2.						
The significance of the Soviet invasion of Afghanistan, the Carter Doctrine and the Olympic boycotts.						
Reagan and the 'Second Cold War', the Strategic Defence Initiative.						
The significance of Reagan and Gorbachev's changing attitudes.						
Gorbachev's 'new thinking' and the Intermediate-Range Nuclear Force (INF) Treaty 1987.						
The impact of Gorbachev's 'new thinking' on Eastern Europe: the loosening Soviet grip on Eastern Europe.						
The significance of the fall of the Berlin Wall.						
The collapse of the Soviet Union and its significance in bringing about the end of the Warsaw Pact.						

Y11 GCSE Check List- Weimar and Nazi Germany

Key Topic Area 1: The Weimar Republic 1918-1929						
Key Event	Red	Amber	Green	Revision Materials made	Exam Question planned or answered	Checked
The legacy of the First World War.						
The Abdication of the Kaiser and revolution 1918-1919						
Setting up the Weimar republic						
Strengths and weaknesses of the new constitution						
Stab in the back theory						
Key terms of the Treaty of Versailles						
Kapp Putsch						
Spartacists						
Invasion of the Ruhr						
Hyperinflation						
Economic policies of Stresemann						
Foreign policies of Stresemann						
Changes in living conditions						
Changes for women						
Changes in culture						
Key Topic Area 2: Hitler's Rise to Power						
Hitler's early career 1919-1920						
Early growth of the party						
The Twenty Five Point Plan						
The early role of the SA						

The Munich Putsch						
Limited support 1924-28						
The Bamberg Conference 1926						
Party re-organisation						
Wall Street Crash- growth of unemployment						
Appeal of the Nazis including propaganda, Hitler						
Later work /role of the SA						
Political deals of 1932-1933						
Hitler becomes Chancellor						
Key Topic Area 3: Nazi Control and Dictatorship 1933-39						
The Reichstag Fire						
The Enabling Act						
Night of the Long Knives						
Death of Hindenburg and Army oath						
Police state- role of the Gestapo, SS etc						
Nazi control of the legal system						
Nazi policies towards the churches						
Goebbels and propaganda including Berlin 1936						
Nazi control of culture and the arts						
Opposition from the churches-Niemoller						
Opposition from the young- Swing Kids, Edelweiss Pirates						
Key Topic Area 4: Life in Nazi Germany 1933-39						
Nazi control of women						
Hitler Youth						
Education under the Nazis						

Nazi policies to reduce unemployment						
Changes in the standard of living						
Strength through joy						
Nazi racial beliefs						
Persecution of minorities Slavs, homosexuals, disabled and gypsies						
Persecution of the Jews						
Nuremberg Laws						
Kristallnacht						

Year 13 revision materials for Psychology to enable you to support your child

Y13 Psychology Support Guidance

Exam Support Sessions After School

Location SF1, 3.35-4.30pm

Day	Date	Topic
Tuesday	23 rd April	Approaches
Wednesday	24 th April	Memory
Tuesday	30 th April	Issues and debates
Wednesday	1 st May	Social Influence
Tuesday	7 th May	Forensic
Wednesday	8 th May	Psychopathology

Exam Dates

Paper 1: Friday 17th May - AM

Topics: Social Influence, Memory, attachment and psychopathology

Paper 2: Wednesday 22nd May - AM





Topics: Approaches, biopsychology and research methods


Paper 3: Monday 3rd June - PM

Topics: Schizophrenia, issues and debates, relationships and forensic psychology.

Please note: research methods appear on every exam paper and is worth 30% of the final grade. Students have an overview of materials to prepare for lessons this half term to support with this topic.

Revision Resource list

Resource	How to use	Cost
AQA A-level Psychology Revision - PMT (physicsandmaths tutor.com)	<p>Exam papers questions with mark schemes for self assessment</p> <p>Topic booklets (not all topics are covered yet)</p> <p>Flash cards</p>	<p>Free</p> 
kuizical - GCSE & A-Level Random Self-Quizzing Tool	<p>Multiple retrieval questions – can select by topic, then self assess using the suggested answers</p> <p>Use with an exercise book or mini whiteboard.</p>	<p>Free</p> 
Psychboost – Learn Psychology	<p>Use the 20 minute revision blasts to write down the topic question stem.</p> <p>Then pause, write everything you know, then self assess with a green pen.</p> <p>Use an exercise book or a green pen.</p>	<p>Free</p> 
Essay Tracking Sheets	<p>Create essay plan sheets for all topics.</p> <p>VLE/Psychology/essay tracking sheets – this is the link for the standard questions</p> <p>Essay planning sheets – separated by paper and includes applied questions for 16 marks</p>	<p>Free</p>
Maths in A-Level Psychology Mastering tutor2u	<p>Maths in A level psychology course</p>	<p>Free</p> 

Tutor2u research methods course	AQA A-Level Psychology - Research Methods Catch Up tutor2u	£15 
---------------------------------	---	---

Recommended Revision Materials:

We recommend the following revision guides:

AQA Psychology for A Level Year 1 & AS Revision Guide – 2nd Edition, ISBN: **9781912820436**

AQA Psychology for A Level Year 2 Revision Guide – 2nd Edition, ISBN: : **9781912820474**

Both revision guides are required to cover the full course content.

Keep your child safe from cyber-flashing

What is it?

Cyber-flashing is when a stranger sends an explicit picture, uninvited, to your phone via Wi-Fi or Bluetooth. It's sexual harassment.

It's most likely to happen on public transport or in crowded places.

The file-sharing app AirDrop for iPhone and iPads is most commonly associated with cyberflashing, but there are lots of different file-sharing apps out there.

With AirDrop, it's easy for anyone to send you images. The automatic preview feature means you also see images without actually opening them.

3 steps to keep your child safe

1. Restrict who can send files to your child's phone

Most file-sharing apps allow users to restrict who can send files to them by Wi-Fi or Bluetooth. Find out which apps your child uses, then make sure your child knows how to use these settings.

For AirDrop on **iPhones**:

- Open '**Control Centre**' (swipe down from the upper-right corner or up from the bottom of the screen, depending on the model)
- Press firmly on the **network settings card** in the upper-left corner. This will open more connectivity controls
- Tap and hold the **AirDrop** icon
- Select '**Contacts Only**', or '**Receiving Off**' (to not receive AirDrop requests)

Or, do this by going to Settings > General > AirDrop

Some of the other most popular file-transfer apps include:

- Google Drive
- Dropbox
- Microsoft OneDrive
- AirDroid
- Zarya

Make sure your child knows to only accept files from people they know.

2. Turn off Bluetooth when not using it

Otherwise, it's easy for strangers nearby to send images to your child's phone.

To do this on **iPhone**, open 'Control Centre' (see above), then tap the Bluetooth icon (it looks like a 'B'). The icon dims when it's off.

On **Android**, swipe down from the top (you might need to do this twice or scroll across). Then tap the Bluetooth 'B' icon to turn it off. It'll be grey when Bluetooth is off.

3. Make sure your child knows what to do if it happens to them

If your child doesn't feel in immediate danger, they should take a screenshot and report the incident to the police using the non-emergency numbers:

- > If it happens on public transport, text 61016 or call 0800 40 50 40
- > If it happens anywhere else, call 101

If your child feels scared or in immediate danger, they should call 999. They should also move to a safe place – find someone in authority to talk to like platform staff, a security guard or a shop manager.

If it happens in school, your child should talk to a trusted adult immediately.